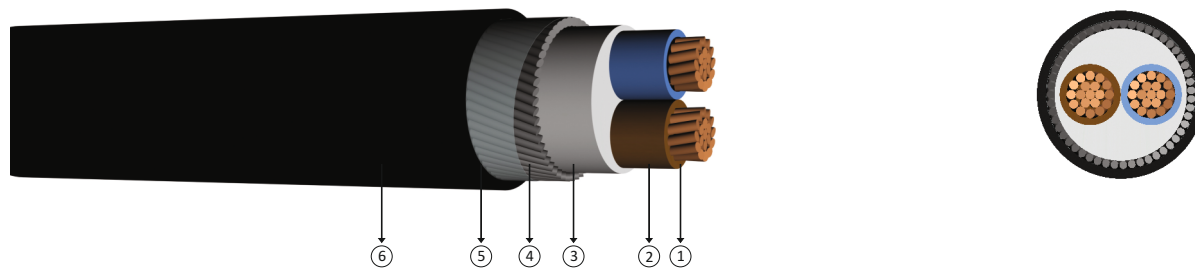




0.6/1 kV halogen free, flame retardant, XLPE insulated, round steel wire armoured, single core cables with copper conductor



Code: YXYZ21-U, YXZ2Z1-R, N2XRH, CU/XLPE/SWA/LSZH

U: Solid conductor
R: Stranded Conductor

O: Yellow / green veinless
J: Yellow / green core

Standards: IEC 60502 - 1

Technical Data

Max. operating temperature : 90 °C
 Max. short circuit temperature : 250 °C (max. 5 sec.)
 Rated voltage : 0.6/1 kV
 Min. bending radius : 15 x D
 D : Cable outer diameter

Application

These cables have a low dielectric loss, used in indoors and outdoors, in cable ducts, underground, in power or switching stations, local energy distributions, industrial plants, where there is risk of mechanical damage and fire.


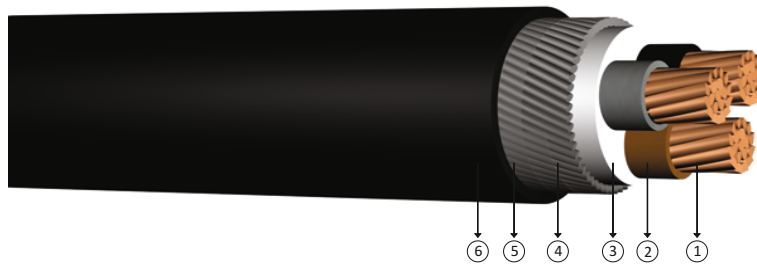
Construction

- 1 Solid or stranded copper conductor
- 2 XLPE insulation
- 3 Filler
- 4 Galvanized round steel wire
- 5 Polyester tape
- 6 HFFR outer jacket

DIMENSION AND WEIGHTS			ELECTRICAL PROPERTIES			
Nominal Cross Section	Overall Diameter (approx)	Net Weight (approx)	Delivery Length	DC Conductor Resistance at 20 °C Max	Current Carrying Capacity (A)	
mm ²	mm	kg/km	m	ohm/km	In ground at 20 °C	In air at 30 °C
2x1.5	14.0	350	1000	12.1	39	32
2x2.5	15.0	390	1000	7.41	51	42
2x4	16.0	450	1000	4.61	66	56
2x6	17.0	540	1000	3.08	82	71
2x10	20.0	850	1000	1.83	109	96
2x16	22.0	1070	1000	1.15	115	125
2x25	26.0	1600	1000	0.727	145	155
2x35	28.0	1900	1000	0.524	175	195
2x50	30.0	2300	1000	0.387	210	235
2x70	34.0	3000	1000	0.268	255	300
2x95	39.0	4000	1000	0.193	310	370
2x120	43.0	4750	500	0.153	355	430
2x150	46.0	5800	500	0.124	400	490
2x185	53.0	7500	500	0.0991	455	570
2x240	58.0	9000	500	0.0754	530	680
2x300	63.0	11000	250	0.0601	605	785

Note : Current carrying capacities are valid under the following conditions:
 In ground : 20 °C, 70 cm depth of lay, soil-thermal resistivity 1 K.m/W, load factor 0.7
 In air : 30 °C, load factor 1.0
 Number of system : 1

0.6/1 kV halogen free, flame retardant, XLPE insulated, round steel wire armoured, single core cables with copper conductor



Code: YXYZ21-U, YXZ2Z1-R, N2XRH, CU/XLPE/SWA/LSZH

U: Solid conductor
R: Stranded Conductor

O: Yellow / green veinless
J : Yellow / green core

Standards: IEC 60502 - 1

Technical Data

Max. operating temperature : 90 °C
 Max. short circuit temperature : 250 °C (max. 5 sec.)
 Rated voltage : 0.6/1 kV
 Min. bending radius : 15 x D
 D : Cable outer diameter

Application

These cables have a low dielectric loss, used in indoors and outdoors, in cable ducts, underground, in power or switching stations, local energy distributions, industrial plants, where there is risk of mechanical damage and fire.

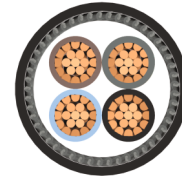
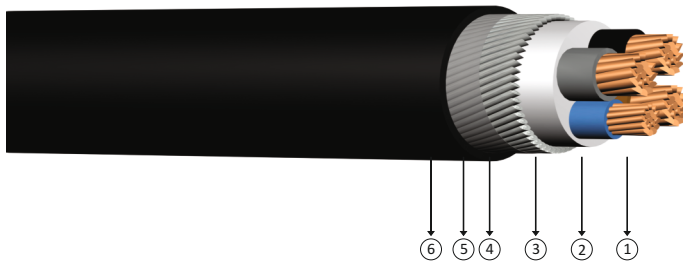
Construction

- 1 Solid or stranded copper conductor
- 2 XLPE insulation
- 3 Filler
- 4 Galvanized round steel wire
- 5 Polyester tape
- 6 HFFR outer jacket

DIMENSION AND WEIGHTS			ELECTRICAL PROPERTIES			
Nominal Cross Section	Overall Diameter (approx)	Net Weight (approx)	Delivery Length	DC Conductor Resistance at 20 °C Max	Current Carrying Capacity (A)	
mm ²	mm	kg/km	m	ohm/km	In ground at 20 °C	In air at 30 °C
3x1.5	13.5	370	1000	12.1	30	24
3x2.5	14.0	430	1000	7.41	40	32
3x4	15.5	510	1000	4.61	52	42
3x6	16.5	600	1000	3.08	64	53
3x10	20.0	980	1000	1.83	86	73
3x16	22.0	1260	1000	1.15	111	96
3x25	26.0	1700	1000	0.727	143	130
3x35	28.0	2100	1000	0.524	173	160
3x50	31.0	2700	1000	0.387	205	195
3x70	36.5	3800	1000	0.268	252	247
3x95	40.5	4700	1000	0.193	303	305
3x120	44.5	5700	500	0.153	346	355
3x150	50.0	7300	500	0.124	390	407
3x185	55.0	8800	500	0.0991	441	469
3x240	61.5	11000	250	0.0754	511	551

Note : Current carrying capacities are valid under the following conditions;
 In ground : 20 °C, 70 cm depth of lay, soil-thermal resistivity 1 K.m/W, load factor 0.7
 In air : 30 °C, load factor 1.0
 Number of system : 1

0.6/1 kV halogen free, flame retardant, XLPE insulated, round steel wire armoured, single core cables with copper conductor



Code: YXZ2Z1-U, YXZ2Z1-R, N2XRH, CU/XLPE/SWA/LSZH

U: Solid conductor	O: Yellow / green veinless	Standards: IEC 60502 - 1
R: Stranded Conductor	J : Yellow / green core	

Technical Data

Max. operating temperature	: 90 °C
Max. short circuit temperature	: 250 °C (max. 5 sec.)
Rated voltage	: 0.6/1 kV
Min. bending radius	: 15 x D
D	: Cable outer diameter

Application

These cables have a low dielectric loss, used in indoors and outdoors, in cable ducts, underground, in power or switching stations, local energy distributions, industrial plants, where there is risk of mechanical damage and fire.

Construction

- 1 Solid or stranded copper conductor
- 2 XLPE insulation
- 3 Filler
- 4 Galvanized round steel wire
- 5 Polyester tape
- 6 HFFR outer jacket

DIMENSION AND WEIGHTS			ELECTRICAL PROPERTIES			
Nominal Cross Section	Overall Diameter (approx)	Net Weight (approx)	Delivery Length	DC Conductor Resistance at 20 °C Max	Current Carrying Capacity (A)	
mm ²	mm	kg/km	m	ohm/km	In ground at 20 °C	In air at 30 °C
4x1.5	14.0	400	1000	12.1	30	24
4x2.5	15.0	470	1000	7.41	40	32
4x4	16.0	580	1000	4.61	52	42
4x6	18.5	830	1000	3.08	64	53
4x10	21.0	1100	1000	1.83	86	73
4x16	24.0	1600	1000	1.15	111	96
4x25	28.0	2200	1000	0.727	143	130
4x35	30.5	2700	1000	0.524	173	160
4x50	34.0	3350	1000	0.387	205	195
4x70	40.0	4800	1000	0.268	252	247
4x95	44.0	6100	1000	0.193	303	305
4x120	50.5	7800	500	0.153	346	355
4x150	55.0	9300	500	0.124	390	407
4x185	60.5	11000	250	0.0991	441	469
4x240	68.0	14000	250	0.0754	511	551
4x300	76.0	17000	250	0.0601	580	638
4x400	87.0	23000	250	0.0470	663	746

Note : Current carrying capacities are valid under the following conditions;
 In ground : 20 °C, 70 cm depth of lay, soil-thermal resistivity 1 K.m/W, load factor 0.7
 In air : 30 °C, load factor 1.0
 Number of system : 1