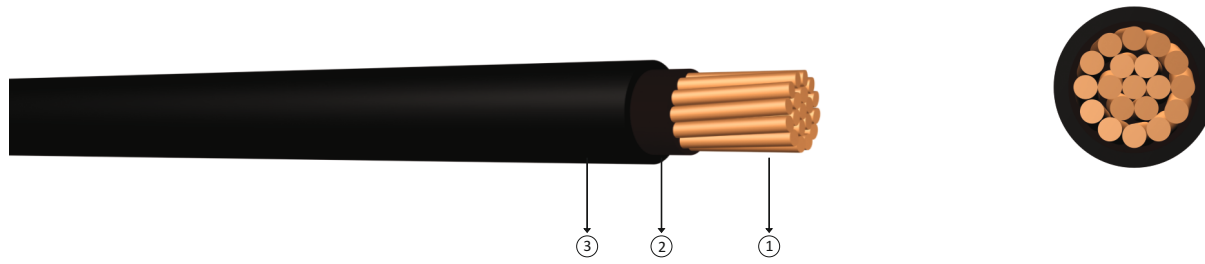




0.6/1 kV halogen free, flame retardant, XLPE insulated single core cables with copper conductor



Code: YXZ1-U, YXZ1, N2XH, CU/XLPE/LSZH

O : Yellow / green veinless
J : Yellow / green core

U : Solid Conductor
R : Stranded Conductor

Standards: HD 604 S1, IEC 60502-1, VDE 0276 - 604

Technical Data

Max. operating temperature : 90 °C
 Max. short circuit temperature : 250 °C (max. 5 sec.)
 Rated voltage : 0.6/1 kV
 Min. bending radius : 12 x D
 D : Cable outer diameter

Application

Used in energy networks in refineries, mines, hotels, schools, tunnels, high constructions, hospitals, power plant, data processing centers, business centers where there is a risk of fire.

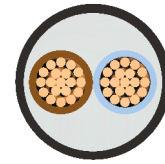
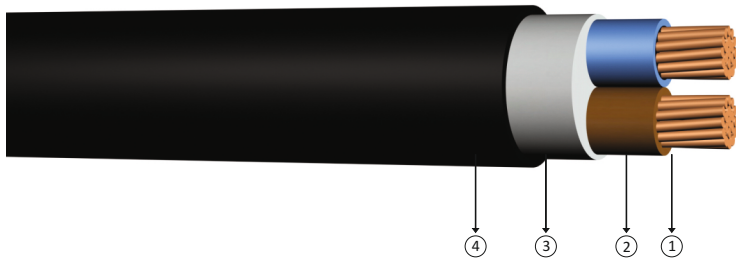
Construction

- ① Solid or stranded copper conductor ② XLPE insulation ③ HFFR outer jacket

DIMENSION AND WEIGHTS			ELECTRICAL PROPERTIES					
Nominal Cross Section	Overall Diameter (approx)	Net Weight (approx)	Delivery Length	DC Conductor Resistance at 20 °C Max	Current Carrying Capacity (A)			
mm ²	mm	kg/km	m	ohm/km	In ground at 20 °C		In air at 30 °C	
					***	**	***	**
1x4	6.5	70	1000	4.61	66	55	56	44
1x6	7.0	95	1000	3.08	82	68	71	57
1x10	8.5	130	1000	1.83	109	90	96	77
1x16	9.5	200	1000	1.15	139	115	128	102
1x25	11.0	300	1000	0.727	179	149	173	139
1x35	12.0	400	1000	0.524	213	178	212	170
1x50	13.5	500	1000	0.387	251	211	258	208
1x70	15.5	750	1000	0.268	307	259	328	265
1x95	17.5	950	1000	0.193	366	310	404	326
1x120	19.5	1200	1000	0.153	416	352	471	381
1x150	20.5	1500	1000	0.124	465	396	541	438
1x185	23.5	1850	1000	0.0991	526	449	626	507
1x240	26.5	2350	1000	0.0754	610	521	749	606
1x300	28.5	3000	1000	0.0601	689	587	864	697
1x400	32.5	3900	1000	0.0470	788	669	1018	816
1x500	35.0	4900	1000	0.0366	889	748	1173	933

Note : Current carrying capacities are valid under the following conditions;
 In ground : 20 °C, 70 cm depth of lay, soil-thermal resistivity 1 K.m/W, load factor 0.7
 In air : 30 °C, load factor 1.0
 *** : Flat formation, clearance between cables; in air = 1 x Cable outer diameter, in ground = 7 cm
 ** : Trefoil formation
 Number of system : 1

0.6/1 kV halogen free, flame retardant, XLPE insulated multi core cables with copper conductor



Code: YXZ1-U, YXZ1-R, N2XH, CU/XLPE/LSZH

U: Solid conductor O : Yellow / green veinless
R: Stranded Conductor Rigid J : Yellow / green core

Standards: HD 604 S1, IEC 60502-1, VDE 0276 - 604

Technical Data

Max. operating temperature : 90 °C
Max. short circuit temperature : 250 °C (max. 5 sec.)
Rated voltage : 0.6/1 kV
Min. bending radius : 12 x D
D : Cable outer diameter

Application

Used in energy networks in refineries, mines, hotels, schools, tunnels, high constructions, hospitals, power plant, data processing centers, business centers where there is a risk of fire.

Construction

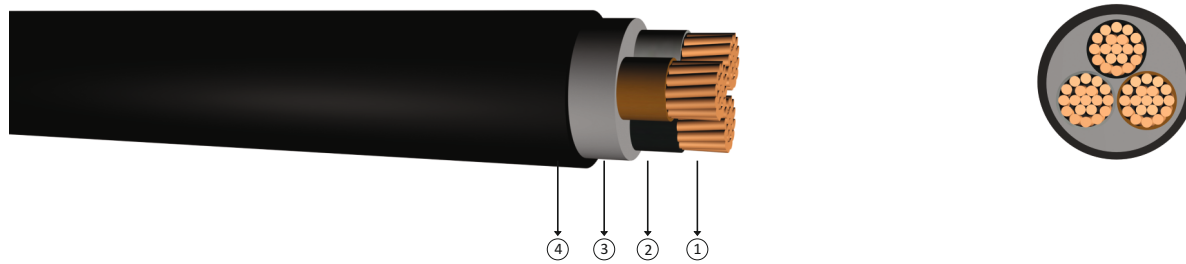
- 1 Solid or stranded copper conductor
- 2 XLPE insulation
- 3 Filler
- 4 HFFR outer jacket

DIMENSION AND WEIGHTS			ELECTRICAL PROPERTIES			
Nominal Cross Section	Overall Diameter (approx)	Net Weight (approx)	Delivery Length	DC Conductor Resistance at 20 °C Max	Current Carrying Capacity (A)	
mm ²	mm	kg/km	m	ohm/km	In ground at 20 °C	In air at 30 °C
2x1,5	10.0	150	1000	12.1	39	32
2x2,5	11.0	180	1000	7.41	51	42
2x4	12.0	230	1000	4.61	66	56
2x6	13.0	290	1000	3.08	82	71
2x10	15.0	430	1000	1.83	109	96
2x16	17.1	600	1000	1.15	115	125
2x25	21.5	950	1000	0.727	145	155
2x35	23.3	1200	1000	0.524	175	195
2x50	25.8	1500	1000	0.387	210	235
2x70	29.7	2100	1000	0.268	255	300
2x95	33.9	2800	1000	0.193	310	370
2x120	37.4	3500	1000	0.153	355	430
2x150	41.1	4300	1000	0.124	400	490
2x185	45.9	5350	1000	0.0991	455	570
2x240	51.5	6900	500	0.0754	530	680
2x300	56.6	8500	500	0.0601	605	785
2x400	64.0	10900	500	0.0470	690	860

Note : Current carrying capacities are valid under the following conditions;
In ground : 20 °C, 70 cm depth of lay, soil-thermal resistivity 1 K.m/W, load factor 0.7
In air : 30 °C, load factor 1.0
Number of system : 1



0.6/1 kV halogen free, flame retardant, XLPE insulated multi core cables with copper conductor



Code: YXZ1-U, YXZ1-R, N2XH, CU/XLPE/LSZH

O : Yellow / green veinless U : Solid Conductor **Standards:** HD 604 S1, IEC 60502-1, VDE 0276 - 604
 J : Yellow / green core R : Stranded Conductor

Technical Data

Max. operating temperature : 90 °C
 Max. short circuit temperature : 250 °C (max. 5 sec.)
 Rated voltage : 0.6/1 kV
 Min. bending radius : 12 x D
 D : Cable outer diameter

Application

Used in energy networks in refineries, mines, hotels, schools, tunnels, high constructions, hospitals, power plant, data processing centers, business centers where there is a risk of fire.

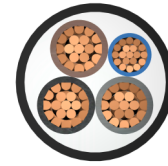
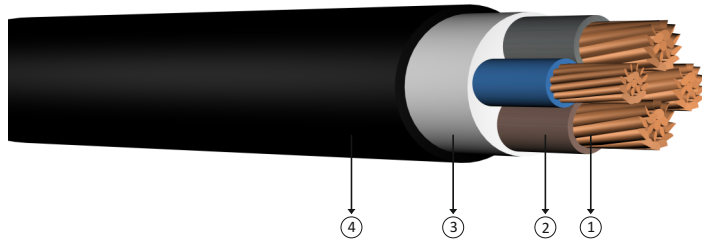
Construction

- 1 Solid or stranded copper conductor 2 XLPE insulation 3 Filler 4 HFFR outer jacket

DIMENSION AND WEIGHTS			ELECTRICAL PROPERTIES			
Nominal Cross Section	Overall Diameter (approx)	Net Weight (approx)	Delivery Length	DC Conductor Resistance at 20 °C Max	Current Carrying Capacity (A)	
mm ²	mm	kg/km	m	ohm/km	In ground at 20 °C	In air at 30 °C
3x1,5	11.0	150	1000	12.1	30	24
3x2,5	12.0	200	1000	7.41	40	32
3x4	13.0	250	1000	4.61	52	42
3x6	14.0	340	1000	3.08	64	53
3x10	15.5	500	1000	1.83	86	73
3x16	18.0	700	1000	1.15	111	96
3x25	22.0	1150	1000	0.727	143	130
3x35	25.0	1500	1000	0.524	173	160
3x50	27.0	1950	1000	0.387	205	195
3x70	31.5	2700	1000	0.268	252	247
3x95	35.5	3600	1000	0.193	303	305
3x120	39.5	4500	1000	0.153	346	355
3x150	43.5	5500	500	0.124	390	407
3x185	48.5	6800	500	0.0991	441	469
3x240	54.5	8900	500	0.0754	511	551
3x300	60.5	11000	250	0.0601	580	638
3x400	67.0	14100	250	0.0470	663	746

Note : Current carrying capacities are valid under the following conditions:
 In ground : 20 °C, 70 cm depth of lay, soil-thermal resistivity 1 K.m/W, load factor 0.7
 In air : 30 °C, load factor 1.0
 Number of system : 1

0.6/1 kV halogen free, flame retardant, XLPE insulated multi core cables with copper conductor



Code: YXZ1-R, N2XH, CU/XLPE/LSZH

O: Yellow / green veinless J : Yellow / green core
R: Stranded Conductor Rigid

Standards: HD 604 S1, IEC 60502-1, VDE 0276 - 604

Technical Data

Max. operating temperature : 90 °C
Max. short circuit temperature : 250 °C (max. 5 sec.)
Rated voltage : 0.6/1 kV
Min. bending radius : 12 x D
D : Cable outer diameter

Application

Used in energy networks in refineries, mines, hotels, schools, tunnels, high constructions, hospitals, power plant, data processing centers, business centers where there is a risk of fire.

Construction

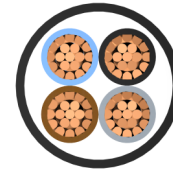
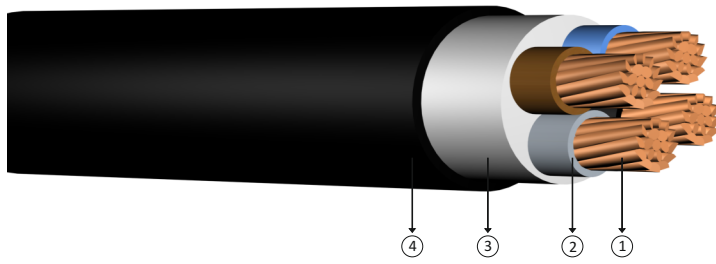
- ① Stranded copper conductor
- ② XLPE insulation
- ③ Filler
- ④ HFFR outer jacket

DIMENSION AND WEIGHTS			ELECTRICAL PROPERTIES			
Nominal Cross Section	Overall Diameter (approx)	Net Weight (approx)	Delivery Length	DC Conductor Resistance at 20 °C Max	Current Carrying Capacity (A)	
mm ²	mm	kg/km	m	ohm/km	In ground at 20 °C	In air at 30 °C
3x16+10	19.0	850	1000	1.15	111	96
3x25+16	24.0	1350	1000	0.727	143	130
3x35+16	25.5	1650	1000	0.524	173	160
3x50+25	28.8	2200	1000	0.387	205	195
3x70+35	33.5	3100	1000	0.268	252	247
3x95+50	37.5	4100	1000	0.193	303	305
3x120+70	42.0	5200	500	0.153	346	355
3x150+70	45.9	6250	500	0.124	390	407
3x185+95	51.0	7800	500	0.0991	441	469
3x240+120	58.0	10100	500	0.0754	511	551
3x300+150	63.0	12500	250	0.0601	580	638
3x400+185	71.0	16000	250	0.0470	663	746

Note : Current carrying capacities are valid under the following conditions;
In ground : 20 °C, 70 cm depth of lay, soil-thermal resistivity 1 K.m/W, load factor 0.7
In air : 30 °C, load factor 1.0
Number of system : 1



0.6/1 kV halogen free, flame retardant, XLPE insulated multi core cables with copper conductor



Code: YXZ1-U, YXZ1-R, N2XH, CU/XLPE/LSZH

O : Yellow / green veinless
J : Yellow / green core

U : Solid Conductor
R : Stranded Conductor

Standards: HD 604 S1, IEC 60502-1, VDE 0276 - 604

Technical Data

Max. operating temperature : 90 °C
Max. short circuit temperature : 250 °C (max. 5 sec.)
Rated voltage : 0.6/1 kV
Min. bending radius : 12 x D
D : Cable outer diameter

Application

Used in energy networks in refineries, mines, hotels, schools, tunnels, high constructions, hospitals, power plant, data processing centers, business centers where there is a risk of fire.

Construction

- ① Solid or stranded copper conductor ② XLPE insulation ③ Filler ④ HFFR outer jacket

DIMENSION AND WEIGHTS			ELECTRICAL PROPERTIES			
Nominal Cross Section	Overall Diameter (approx)	Net Weight (approx)	Delivery Length	DC Conductor Resistance at 20 °C Max	Current Carrying Capacity (A)	
mm ²	mm	kg/km	m	ohm/km	In ground at 20 °C	In air at 30 °C
4x1.5	12.0	200	1000	12.1	30	24
4x2.5	13.0	250	1000	7.41	40	32
4x4	14.0	300	1000	4.61	52	42
4x6	15.5	400	1000	3.08	64	53
4x10	17.5	580	1000	1.83	86	73
4x16	20.0	850	1000	1.15	111	96
4x25	24.5	1300	1000	0.727	143	130
4x35	26.0	1700	1000	0.524	173	160
4x50	30.0	2300	1000	0.387	205	195
4x70	34.0	3200	1000	0.268	252	247
4x95	38.0	4250	1000	0.193	303	305
4x120	43.0	5400	500	0.153	346	355
4x150	48.0	7000	500	0.124	390	407
4x185	53.0	8800	500	0.0991	441	469
4x240	61.0	11400	250	0.0754	511	551
4x300	67.0	14000	250	0.0601	580	638
4x400	76.0	18200	250	0.0470	663	746

Note : Current carrying capacities are valid under the following conditions:
In ground : 20 °C, 70 cm depth of lay, soil-thermal resistivity 1 K.m/W, load factor 0.7
In air : 30 °C, load factor 1.0
Number of system : 1