
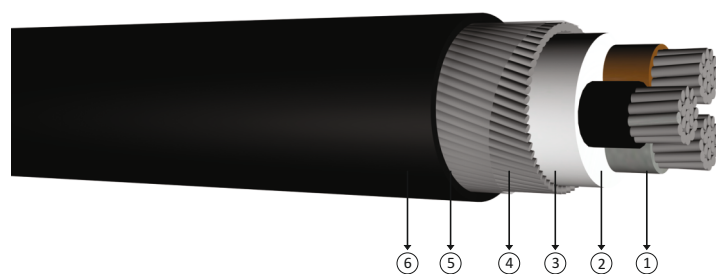


## 0.6/1 kV XLPE Insulated, round steel wire armoured, multi-core cables with aluminium conductor



**Code:** YAXZ2V-R, AL/XLPE/SWA/PVC, NA2XRY

R: Stranded Conductor Rigid

**Standards:** IEC 60502 - 1

### Technical Data

Max. operating temperature : 90 °C  
 Max. short circuit temperature : 250 °C (max. 5 sec.)  
 Rated voltage : 0.6/1 kV  
 Min. bending radius : 15 x D  
 D : Cable outer diameter

### Application

These cables have a low dielectric loss, used in indoors and outdoors, in cable ducts, underground, in power or switching stations, local energy distributions, industrial plants, where there is risk of mechanical damage.


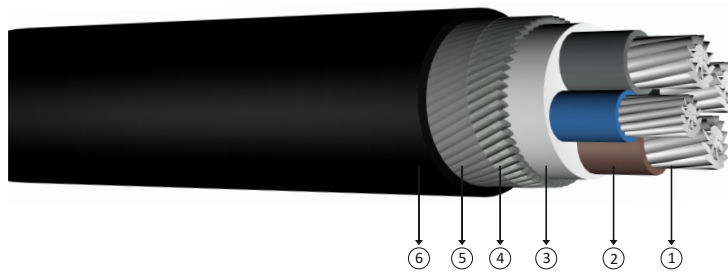
### Construction

- 1 Stranded aluminium conductor
- 2 XLPE insulation
- 3 Filler
- 4 Galvanized round steel wire
- 5 Polyester tape
- 6 PVC outer jacket

DIMENSION AND WEIGHTS			ELECTRICAL PROPERTIES			
Nominal Cross Section	Overall Diameter (approx)	Net Weight (approx)	Delivery Length	DC Conductor Resistance at 20 °C Max	Current Carrying Capacity (A)	
mm <sup>2</sup>	mm	kg/km	m	ohm/km	In ground at 20 °C	In air at 30 °C
3x25	26,0	1300	1000	1,20	111	100
3x35	28,5	1550	1000	0,868	132	122
3x50	31,0	1800	1000	0,641	157	147
3x70	36,0	2600	1000	0,443	195	189
3x95	40,0	3300	1000	0,320	233	232
3x120	44,0	3850	1000	0,253	266	270
3x150	50,0	4900	500	0,206	299	308
3x185	55,0	5750	500	0,164	340	357
3x240	61,0	7150	500	0,125	401	435
3x300	66,0	8000	500	0,100	455	501
3x400	75,0	10000	250	0,0778	526	592

Note : Current carrying capacities are valid under the following conditions:  
 In ground : 20 °C, 70 cm depth of lay, soil-thermal resistivity 1 K.m/W, load factor 0.7  
 In air : 30 °C, load factor 1.0  
 Number of system : 1

## 0.6/1 kV XLPE Insulated, round steel wire armoured, multi-core cables with aluminium conductor



**Code:** YAXZ2V-R, AL/XLPE/SWA/PVC, NA2XRY

R: Stranded Conductor Rigid

**Standards:** IEC 60502 - 1

### Technical Data

Max. operating temperature : 90 °C  
 Max. short circuit temperature : 250 °C (max. 5 sec.)  
 Rated voltage : 0.6/1 kV  
 Min. bending radius : 15 x D  
 D : Cable outer diameter

### Application

These cables have a low dielectric loss, used in indoors and outdoors, in cable ducts, underground, in power or switching stations, local energy distributions, industrial plants, where there is risk of mechanical damage.

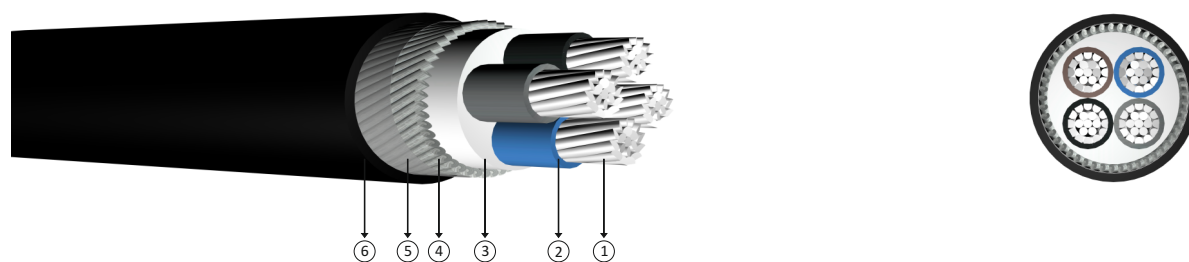
### Construction

- 1 Stranded aluminium conductor
- 2 XLPE insulation
- 3 Filler
- 4 Galvanized round steel wire
- 5 Polyester tape
- 6 PVC outer jacket

DIMENSION AND WEIGHTS			ELECTRICAL PROPERTIES			
Nominal Cross Section	Overall Diameter (approx)	Net Weight (approx)	Delivery Length	DC Conductor Resistance at 20 °C Max	Current Carrying Capacity (A)	
mm <sup>2</sup>	mm	kg/km	m	ohm/km	In ground at 20 °C	In air at 30 °C
3x25+16	27,0	1400	1000	1,20	111	100
3x35+16	29,0	1600	1000	0,868	132	122
3x50+25	32,0	1950	1000	0,641	157	147
3x70+35	37,5	2900	1000	0,443	195	189
3x95+50	41,5	3500	1000	0,320	233	232
3x120+70	45,5	4200	1000	0,253	266	270
3x150+70	51,5	5300	500	0,206	299	308
3x185+95	57,0	6200	500	0,164	340	357
3x240+120	64,0	7600	500	0,125	401	435
3x300+150	68,0	8450	500	0,100	455	501
3x400+185	76,5	10400	250	0,0778	526	592

Note : Current carrying capacities are valid under the following conditions;  
 In ground : 20 °C, 70 cm depth of lay, soil-thermal resistivity 1 K.m/W, load factor 0.7  
 In air : 30 °C, load factor 1.0  
 Number of system : 1

## 0.6/1 kV XLPE Insulated, round steel wire armoured, multi-core cables with aluminium conductor



**Code:** YAXZ2V-R, AL/XLPE/SWA/PVC, NA2XRY

R: Stranded Conductor Rigid

**Standards:** IEC 60502 - 1

### Technical Data

Max. operating temperature : 90 °C  
 Max. short circuit temperature : 250 °C (max. 5 sec.)  
 Rated voltage : 0.6/1 kV  
 Min. bending radius : 15 x D  
 D : Cable outer diameter

### Application

These cables have a low dielectric loss, used in indoors and outdoors, in cable ducts, underground, in power or switching stations, local energy distributions, industrial plants, where there is risk of mechanical damage.

### Construction

- 1 Stranded aluminium conductor
- 2 XLPE insulation
- 3 Filler
- 4 Galvanized round steel wire
- 5 Polyester tape
- 6 PVC outer jacket

DIMENSION AND WEIGHTS			ELECTRICAL PROPERTIES			
Nominal Cross Section	Overall Diameter (approx)	Net Weight (approx)	Delivery Length	DC Conductor Resistance at 20 °C Max	Current Carrying Capacity (A)	
mm <sup>2</sup>	mm	kg/km	m	ohm/km	In ground at 20 °C	In air at 30 °C
4x25	28,0	1500	1000	1,20	111	100
4x35	31,0	1800	1000	0,868	132	122
4x50	35,0	2300	1000	0,641	157	147
4x70	41,0	3200	1000	0,443	195	189
4x95	45,5	3850	1000	0,320	233	232
4x120	51,5	5100	500	0,253	266	270
4x150	56,5	6000	500	0,206	299	308
4x185	62,0	7000	500	0,164	340	357
4x240	68,5	8500	500	0,125	401	435
4x300	75,0	10000	500	0,100	455	501
4x400	86,5	13650	250	0,0778	526	592

Note : Current carrying capacities are valid under the following conditions:  
 In ground : 20 °C, 70 cm depth of lay, soil-thermal resistivity 1 K.m/W, load factor 0.7  
 In air : 30 °C, load factor 1.0  
 Number of system : 1