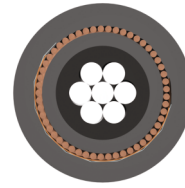
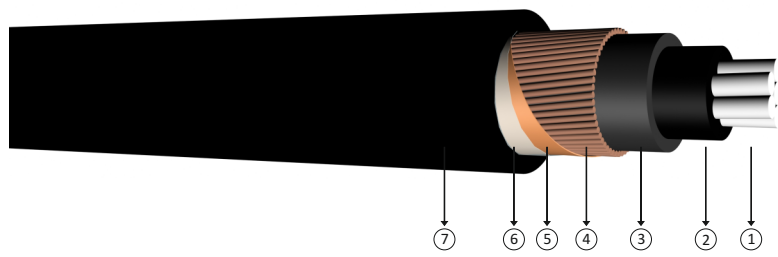


0.6 / 1 kV XLPE insulated concentric conductor Screen, single core cables with aluminium conductor



Code: YAXCV-R, AL/XLPE/SC/PVC, NA2XCY

R: Stranded Conductor Rigid

Standards: IEC 60502 - 1, VDE 0276 - 603

Technical Data

Max. operating temperature : 90 °C
 Max. short circuit temperature : 250 °C (max. 5 sec.)
 Rated voltage : 0.6/1 kV
 Min. bending radius : 15 x D
 D : Cable outer diameter

Application These cables have a low dielectric loss, Indoor installations, in cable ducts, outdoor and underground for power stations, industrial plants and switching stations as well as local supply systems if increased protection is necessary. In case of mechanical damage the screen prevents any damage due to power leak to the surrounding area.


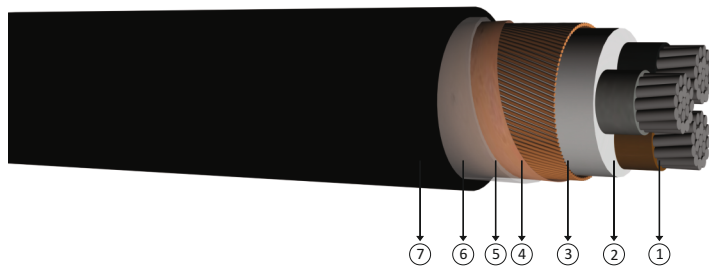
Construction

- 1 Stranded aluminium conductor
- 2 XLPE insulation
- 3 PVC inner sheath
- 4 Concentric copper wire
- 5 Copper tape as binder
- 6 Polyester tape
- 7 PVC outer jacket

DIMENSION AND WEIGHTS			ELECTRICAL PROPERTIES					
Nominal Cross Section	Overall Diameter (approx)	Net Weight (approx)	Delivery Length	DC Conductor Resistance at 20 °C Max	Current Carrying Capacity (A)			
mm ²	mm	kg/km	m	ohm/km	In ground at 20 °C		In air at 30 °C	
					***	***	***	***
1x25/16	15,5	400	1000	1,20	-	114	-	106
1x35/16	16,5	450	1000	0,868	164	137	163	131
1x50/25	18,5	600	1000	0,641	195	163	200	161
1x70/35	20,0	750	1000	0,443	238	201	254	205
1x95/50	23,0	1000	1000	0,320	284	240	313	253
1x120/70	25,0	1300	1000	0,253	323	274	366	296
1x150/70	27,0	1400	1000	0,206	361	308	420	341
1x185/95	29,5	1800	1000	0,164	408	350	486	395
1x240/120	33,0	2200	1000	0,125	476	408	585	475

Note : Current carrying capacities are valid under the following conditions;
 In ground : 20 °C, 70 cm depth of lay, soil-thermal resistivity 1 K.m/W, load factor 0.7
 In air : 30 °C, load factor 1.0
 *** : Flat formation, clearance between cables; in air = 1 x Cable outer diameter, in ground = 7 cm
 *** : Trefoil formation
 Number of system : 1

0.6/1 kV XLPE Insulated, concentric conductor screen, multi-core cables with aluminium conductor



Code: YAXCV-R, AL/XLPE/SC/PVC, NA2XCY

R: Stranded Conductor Rigid

Standards: IEC 60502 - 1, VDE 0276 - 603

Technical Data

Max. operating temperature : 90 °C
 Max. short circuit temperature : 250 °C (max. 5 sec.)
 Rated voltage : 0.6/1 kV
 Min. bending radius : 15 x D
 D : Cable outer diameter

Application These cables have a low dielectric loss, Indoor installations, in cable ducts, outdoor and underground for power stations, industrial plants and switching stations as well as local supply systems if increased protection is necessary. In case of mechanical damage the screen prevents any damage due to power leak to the surrounding area.

Construction

- 1 Stranded aluminium conductor 3 Filler 5 Copper tape as binder 7 PVC outer jacket
- 2 XLPE insulation 4 Concentric copper wire 6 Polyester tape

DIMENSION AND WEIGHTS			ELECTRICAL PROPERTIES			
Nominal Cross Section	Overall Diameter (approx)	Net Weight (approx)	Delivery Length	DC Conductor Resistance at 20 °C Max	Current Carrying Capacity (A)	
mm ²	mm	kg/km	m	ohm/km	In ground at 20 °C	In air at 30 °C
3x25/16	24,0	800	1000	1,20	111	100
3x35/16	26,5	1000	1000	0,868	132	122
3x50/25	30,5	1350	1000	0,641	157	147
3x70/35	35,0	1850	1000	0,443	195	189
3x95/50	39,5	2350	1000	0,320	233	232
3x120/70	43,0	2950	1000	0,253	266	270
3x150/70	48,5	3600	1000	0,206	299	308
3x185/95	53,0	4450	1000	0,164	340	357
3x240/120	59,5	5600	500	0,125	401	435
3x300/150	65,5	6850	500	0,100	455	501
3x400/185	74,5	8850	500	0,0778	526	592

Note : Current carrying capacities are valid under the following conditions;
 In ground : 20 °C, 70 cm depth of lay, soil-thermal resistivity 1 K.m/W, load factor 0.7
 In air : 30 °C, load factor 1.0
 Number of system : 1