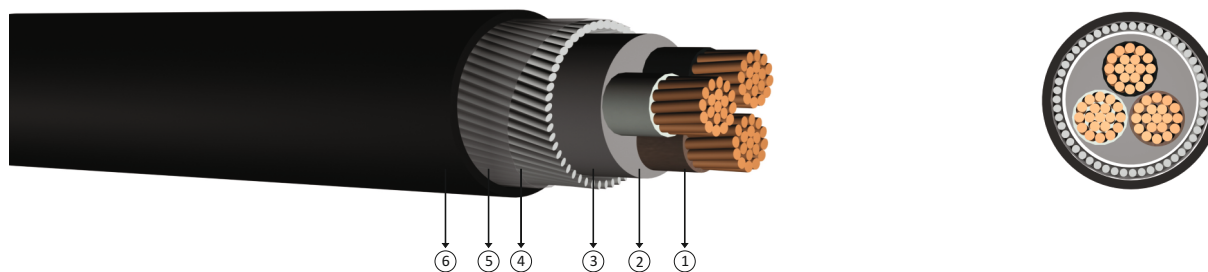


0.6/1 kV XLPE Insulated, round steel wire armoured, multi-core cables with copper conductor



Code: YXZ2V-U, YXZ2V-R, CU/XLPE/SWA/PVC, N2XRY

U: Solid Conductor
R: Stranded Conductor Rigid

Standards: IEC 60502 - 1

Technical Data

Max. operating temperature : 90 °C
Max. short circuit temperature : 250 °C (max. 5 sec.)
Rated voltage : 0.6/1 kV
Min. bending radius : 15 x D
D : Cable outer diameter

Application

These cables have a low dielectric loss, used in indoors and outdoors, in cable ducts, underground, in power or switching stations, local energy distributions, industrial plants, where there is risk of mechanical damage.


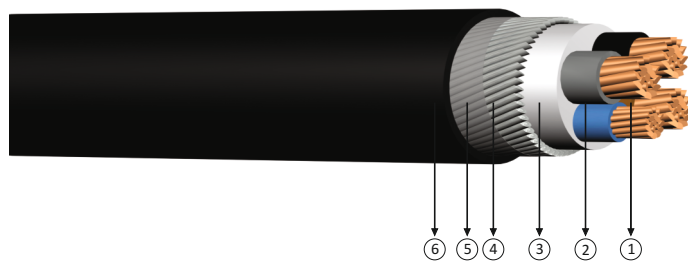
Construction

- 1 Solid or stranded copper conductor
- 2 XLPE insulation
- 3 Filler
- 4 Galvanized round steel wire
- 5 Polyester tape
- 6 PVC outer jacket

DIMENSION AND WEIGHTS			ELECTRICAL PROPERTIES			
Nominal Cross Section	Overall Diameter (approx)	Net Weight (approx)	Delivery Length	DC Conductor Resistance at 20 °C Max	Current Carrying Capacity (A)	
mm ²	mm	kg/km	m	ohm/km	In ground at 20 °C	In air at 30 °C
3x1,5	14,5	395	1000	12,1	30	24
3x2,5	15,5	460	1000	7,41	40	32
3x4	16,5	540	1000	4,61	52	42
3x6	17,8	640	1000	3,08	64	53
3x10	20,0	950	1000	1,83	86	73
3x16	22,0	1200	1000	1,15	111	96
3x25	26,0	1800	1000	0,727	143	130
3x35	28,0	2200	1000	0,524	173	160
3x50	31,0	2800	1000	0,387	205	195
3x70	36,5	4000	1000	0,268	252	247
3x95	40,5	5000	500	0,193	303	305
3x120	44,5	6050	500	0,153	346	355
3x150	50,0	7750	500	0,124	390	407
3x185	55,0	9300	500	0,0991	441	469
3x240	61,5	11650	250	0,0754	511	551
3x300	69,0	14000	250	0,0601	580	638
3x400	77,0	18000	250	0,0470	663	746

Note : Current carrying capacities are valid under the following conditions:
In ground : 20 °C, 70 cm depth of lay, soil-thermal resistivity 1 K.m/W, load factor 0.7
In air : 30 °C, load factor 1.0
Number of system : 1

0.6/1 kV XLPE Insulated, round steel wire armoured, multi-core cables with copper conductor



Code: YXZ2V-U, YXZ2V-R, CU/XLPE/SWA/PVC, N2XRY

U: Solid Conductor
R: Stranded Conductor Rigid

Standards: IEC 60502 - 1

Technical Data

Max. operating temperature : 90 °C
Max. short circuit temperature : 250 °C (max. 5 sec.)
Rated voltage : 0.6/1 kV
Min. bending radius : 15 x D
D : Cable outer diameter

Application

These cables have a low dielectric loss, used in indoors and outdoors, in cable ducts, underground, in power or switching stations, local energy distributions, industrial plants, where there is risk of mechanical damage.

Construction

- 1 Solid or stranded copper conductor
- 2 XLPE insulation
- 3 Filler
- 4 Galvanized round steel wire
- 5 Polyester tape
- 6 PVC outer jacket

DIMENSION AND WEIGHTS			ELECTRICAL PROPERTIES			
Nominal Cross Section	Overall Diameter (approx)	Net Weight (approx)	Delivery Length	DC Conductor Resistance at 20 °C Max	Current Carrying Capacity (A)	
mm ²	mm	kg/km	m	ohm/km	In ground at 20 °C	In air at 30 °C
4x1,5	15,3	430	1000	12,1	30	24
4x2,5	16,4	510	1000	7,41	40	32
4x4	17,6	615	1000	4,61	52	42
4x6	20,0	800	1000	3,08	64	53
4x10	21,0	1100	1000	1,83	86	73
4x16	24,0	1550	1000	1,15	111	96
4x25	28,0	2150	1000	0,727	143	130
4x35	30,5	2700	1000	0,524	173	160
4x50	34,0	3400	1000	0,387	205	195
4x70	40,0	4850	1000	0,268	252	247
4x95	44,0	6150	1000	0,193	303	305
4x120	50,5	8000	500	0,153	346	355
4x150	55,0	9600	500	0,124	390	407
4x185	60,5	11570	250	0,0991	441	469
4x240	68,0	14550	250	0,0754	511	551
4x300	76,0	17750	250	0,0601	580	638
4x400	87,0	23800	250	0,0470	663	746

Note : Current carrying capacities are valid under the following conditions:
In ground : 20 °C, 70 cm depth of lay, soil-thermal resistivity 1 K.m/W, load factor 0.7
In air : 30 °C, load factor 1.0
Number of system : 1